

**CARPET WASHING TECHNOLOGY**



**GarMak<sup>®</sup>**



## TARGETS

In the 40th year of our establishment, we aim to be the No. 1 manufacturer of industrial cleaning machines in Turkey and in the 50th year we aim to be the most preferred brand in the sector.

## PRINCIPLES

To produce maximum performance technology that uses healthy resources for healthier, cleaner and happier future. To market worldwide the technology we produce competitively.

## MISSION

Our client is our parental authority. Our most important asset is our human resource. It is unchallenged to adhere to superior ethics and honest working principles.

## MORE INNOVATIVE, MORE COMFORTABLE

It continues to lead with new targets within its sustainable innovation password. Today, with hundreds of exports to 34 countries, Gar-Mak is one of the main actors in this sector.

## LEADER IN SECTOR

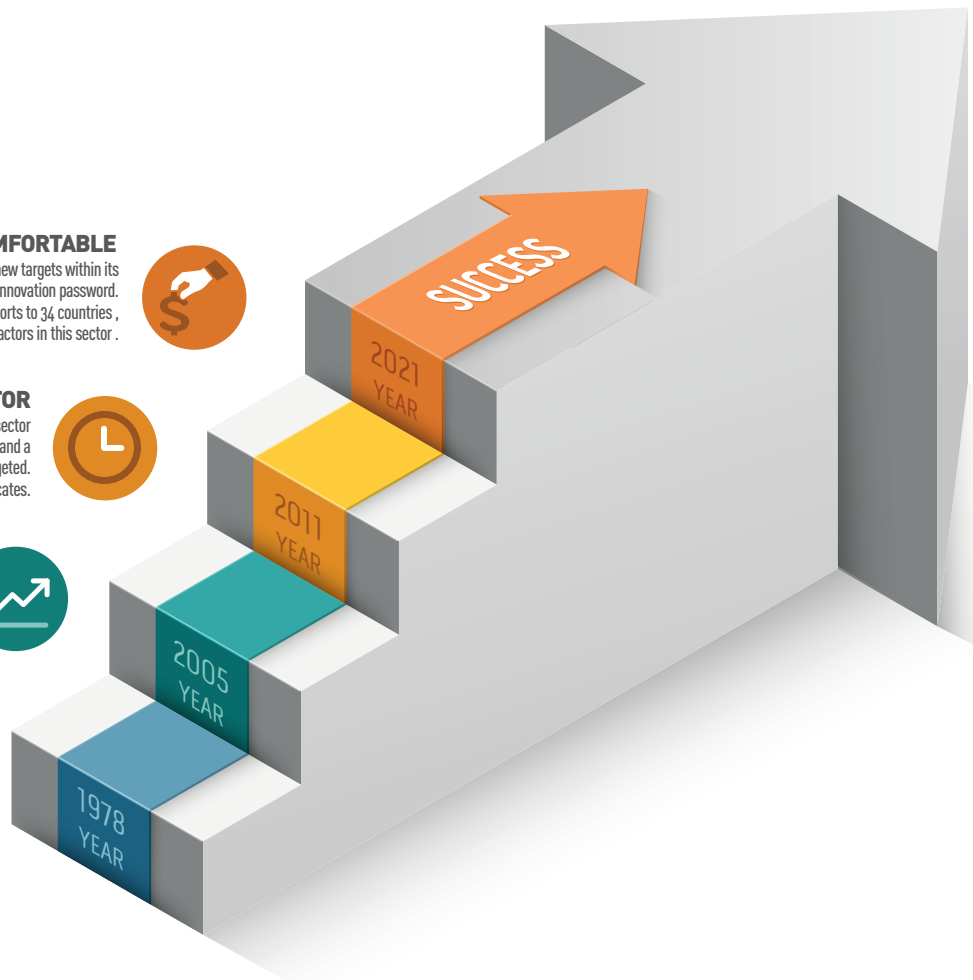
With a more institutional structure, better quality products and a widespread service network, 100% customer satisfaction was targeted. We are certified with quality certificates.

## CARPET WASHING SECTOR

In Turkey, a newly developed carpet washing plant is equipped with rinsing roller centrifugal carpet wringing machine. The pipe-type carpet wringing machine produced by Gar-Mak brand has become the most important machine in the sector.

## STARTING

In 1978, Recep BEKTAS established "Guaranty Lathe Workshop" services by producing spare parts for special machines in a small lathing shop.





Innovative design  
Creative products

## PRODUCTS

3	CARPET WASHING MACHINE XG - GALVANIZED
4	CARPET WASHING MACHINE XP - STAINLESS STEEL
5	CARPET DUSTING MACHINE D SERIES
6	SWEEPING & PACKAGING MACHINE P SERIES
7	CARPET WRINGING MACHINE G - COMFORT
8	CARPET WRINGING MACHINE T - TABLE
9	CARPET WRINGING MACHINE C - CROCODILE

**ROBUST BODY**  
Sturdy Galvanized frame and strength belt are produced with appropriate strength for long lasting specially for carpet washing plants.


**ECONOMIC**  
It can operated by 1 worker ( with interrupting cycle ), But with 2 worker you will get optimum & continues operating.

**EASY CONTROL PANEL**  
Flexible & Easy control panel with user friendly touch screen.

**HIGH CAPACITY**  
In one shift (8 Hours) a day with 2 worker you can clean 1000 m2 carpet easily.

**CARPET WASHING MACHINE**

**GALVANIZED XG**



## TECHNICAL PROPERTIES

Product Code	X3025-G4	X3025-G8	X3025-G12	X3025-G15	X3030-G8	X3030-G12	X3030-G15	X3035-G8	X3035-G12	X3035-G15	X3042-G8	X3042-G12	X3042-G15
Operating Width	250 cm	250 cm	250 cm	250 cm	300 cm	300 cm	300 cm	350 cm	350 cm	350 cm	420 cm	420 cm	420 cm
Material	Galvanized	Galvanized	Galvanized	Galvanized	Galvanized	Galvanized	Galvanized	Galvanized	Galvanized	Galvanized	Galvanized	Galvanized	Galvanized
Circular Brush	4	8	12	15	8	12	15	8	12	15	8	12	15
Water Consumption	20-50 l / min	20-50 l / min	35-75 l / min	35-75 l / min	25-55 l / min	40-80 l / min	40-80 l / min	30-60 l / min	45-85 l / min	45-85 l / min	40-70 l / min	55 to 100 l / min	55 to 100 l / min
Electricity Consumption ± 20%	9 kw/hr	18 kw/hr	25 kw/hr	28 kw/hr	18 kw/hr	25 kw/hr	28 kw/hr	18 kw/hr	25 kw/hr	28 kw/hr	18 kw/hr	25 kw/hr	28 kw/hr
Electric Power *	3 Phase 380 Volts 50 Hz	3 Phase 380 Volts 50 Hz	3 Phase 380 Volts 50 Hz	3 Phase 380 Volts 50 Hz	3 Phase 380 Volts 50 Hz	3 Phase 380 Volts 50 Hz	3 Phase 380 Volts 50 Hz	3 Phase 380 Volts 50 Hz	3 Phase 380 Volts 50 Hz	3 Phase 380 Volts 50 Hz	3 Phase 380 Volts 50 Hz	3 Phase 380 Volts 50 Hz	3 Phase 380 Volts 50 Hz
Control Panel	Button Panel	Touch Screen	Touch Screen	Touch Screen	Touch Screen	Touch Screen	Touch Screen	Touch Screen	Touch Screen	Touch Screen	Touch Screen	Touch Screen	Touch Screen
Control System	PLC	PLC	PLC	PLC	PLC	PLC	PLC	PLC	PLC	PLC	PLC	PLC	PLC
Ideally Working Speed	1 m/min	1 m/min	1.2 m/min	1.5 m/min	1 m/min	1.2 m/min	1.5 m/min	1 m/min	1.2 m/min	1.5 m/min	1 m/min	1.2 m/min	1.5 m/min
Maximum Capacity / Day	1000 m²	1000 m²	1200 m²	1500 m²	1100 m²	1300 m²	1600 sqm	1250 m²	1450 m²	1750 m²	1450 m²	1650 m²	2000 m²
Button Panel	X	Optional	Optional	Optional	Optional	Optional	Optional	Optional	Optional	Optional	Optional	Optional	Optional
Dual Brushing Direction	✓	✓	✓	✓	✓	✓	✓	✓	✓	✓	✓	✓	✓
Speed Controlling	✓	✓	✓	✓	✓	✓	✓	✓	✓	✓	✓	✓	✓
Demounted Setup	Optional	Optional	Optional	Optional	Optional	Optional	Optional	Optional	Optional	Optional	Optional	Optional	Optional
Horizontal Brushing	✓	✓	✓	✓	✓	✓	✓	✓	✓	✓	✓	✓	✓
Under Washing	✓	✓	✓	✓	✓	✓	✓	✓	✓	✓	✓	✓	✓
Vacuum	✓	✓	✓	✓	✓	✓	✓	✓	✓	✓	✓	✓	✓
Pressurized water	✓	✓	✓	✓	✓	✓	✓	✓	✓	✓	✓	✓	✓
Auto Wrap	X	✓	✓	✓	✓	✓	✓	✓	✓	✓	✓	✓	✓
Wetting	✓	✓	✓	✓	✓	✓	✓	✓	✓	✓	✓	✓	✓
Shampoo	✓	✓	✓	✓	✓	✓	✓	✓	✓	✓	✓	✓	✓
Led Lighting	✓	✓	✓	✓	✓	✓	✓	✓	✓	✓	✓	✓	✓
Sensor Control	X	✓	✓	✓	✓	✓	✓	✓	✓	✓	✓	✓	✓
Pre-Wash	X	✓	✓	✓	✓	✓	✓	✓	✓	✓	✓	✓	✓
Main Wash	✓	✓	✓	✓	✓	✓	✓	✓	✓	✓	✓	✓	✓
Extra Wash	X	X	Optional	Optional	X	Optional	Optional	X	Optional	Optional	X	Optional	Optional
Extra Rinse	X	X	Optional	Optional	X	Optional	Optional	X	Optional	Optional	X	Optional	Optional
Certificate	CE, GOST-R	CE, GOST-R	CE, GOST-R	CE, GOST-R	CE, GOST-R	CE, GOST-R	CE, GOST-R	CE, GOST-R	CE, GOST-R	CE, GOST-R	CE, GOST-R	CE, GOST-R	CE, GOST-R
Warranty	1 year	1 year	1 year	1 year	1 year	1 year	1 year	1 year	1 year	1 year	1 year	1 year	1 year
Width	315 cm	315 cm	315 cm	315 cm	365 cm	365 cm	365 cm	415 cm	415 cm	415 cm	485 cm	485 cm	485 cm
Height	175 cm	175 cm	175 cm	175 cm	175 cm	175 cm	175 cm	175 cm	175 cm	175 cm	175 cm	175 cm	175 cm
Length	310 cm	310 cm	375 cm	375 cm	310 cm	375 cm	375 cm	310 cm	375 cm	375 cm	310 cm	375 cm	375 cm
Weight	1600 kg	1800 kg	2100 kg	2350 kg	2000 kg	2200 kg	2350 kg	2100 kg	2300 kg	2650 kg	2100 kg	2400 kg	2750 kg
Transport Size (Cm)	315x240x175 Carpet Transfer trolley	315x240x175 Carpet Transfer trolley	315x240x175 Carpet Transfer trolley	315x240x175 Carpet Transfer trolley	365x240x175 Carpet Transfer trolley	365x240x175 Carpet Transfer trolley	365x240x175 Carpet Transfer trolley	415x240x175 Carpet Transfer trolley	415x240x175 Carpet Transfer trolley	415x240x175 Carpet Transfer trolley	485x240x175 Carpet Transfer trolley	485x240x175 Carpet Transfer trolley	485x240x175 Carpet Transfer trolley
Accessories	Water/Shampoo Tank	Water/Shampoo Tank	Water/Shampoo Tank	Water/Shampoo Tank	Water/Shampoo Tank	Water/Shampoo Tank	Water/Shampoo Tank	Water/Shampoo Tank	Water/Shampoo Tank	Water/Shampoo Tank	Water/Shampoo Tank	Water/Shampoo Tank	Water/Shampoo Tank

\* 60 Hz can be produced depending on demand.  
 \* Production is done in special dimensions.  
 \* You can produce your own modular machine by reducing the features on wide-frame machines.  
 \* In stainless steel machines, only parts that come in contact with water (profiles, pipes, brush flanges) are produced from stainless steel.  
 \* Pipes and brush flanges are manufactured from stainless steel in galvanized machines.  
 \* Parts are galvanized in hot dip galvanized pools. Stainless parts guarantee is up to 5 years.  
 \* The use of bleach may cause all metals to come black.

## ABOUT MACHINE

Approx. It takes 3 min for carries out a wetting detergent, brushing, rubbing and washing then roller brushing, roller pressing, vacuum rinsing, bottom sweeping and automatic roll winding process on a 6 m² carpet.


The carpet washing machine offers extra capacity for firms that can wash over 250 m² of carpets per day and provides the opportunity to save on time, water and electricity.

Using X series carpet washing machine will eliminate hand washing mistakes and washing 1000 m² carpets per 8 hours daily, saving electricity consumption. More carpets with less electricity.

Conveyor belt type washing machine is also very useful in terms of laying the carpet. The dirty carpets which lays on front of the machine are supplied with detergent and water and then brushed, rubbed and also brushed from the back then rinsed with pressurized water. By the two line of circular brushes and rolled brushes provide uninterrupted cleaning.

Washing speed in normal conditions is 1 m/min.





**ROBUST BODY**  
Sturdy stainless steel frame and strength belt are produced with appropriate strength for long lasting specially for carpet washing plants.

**ECONOMIC**  
It can operated by 1 worker ( with interrupting cycle ), But with 2 worker you will get optimum & continues operating .

**EASY CONTROL PANEL**  
Flexible & Easy control panel with touch screen .

**HIGH CAPACITY**  
In one shift ( 8 Hours ) a day with 2 worker you can clean 1000 m2 carpet easily.

**CARPET WASHING MACHINE**

**STAINLESS STEEL XP**



## TECHNICAL PROPERTIES

Product Code	X3025-P8	X3025-P12	X3025-P15	X3030-P8	X3030-P12	X3030-P15	X3035-P8	X3035-P12	X3035-P15	X3042-P8	X3042-P12	X3042-P15
Operating Width	250 cm	250 cm	250 cm	300 cm	300 cm	300 cm	350 cm	350 cm	350 cm	420 cm	420 cm	420 cm
Material	Stainless Steel	Stainless Steel	Stainless Steel	Stainless Steel	Stainless Steel	Stainless Steel	Stainless Steel	Stainless Steel	Stainless Steel	Stainless Steel	Stainless Steel	Stainless Steel
Circular Brush	8	12	15	8	12	15	8	12	15	8	12	15
Water Consumption	20-50 l / min	35-75 l / min	35-75 l / min	25-55 l / min	40-80 l / min	40-80 l / min	30-60 l / min	45-85 l / min	45-85 l / min	40-70 l / min	55 to 100 l / min	55 to 100 l / min
Electricity Consumption ± 20%	18 kw/hr	25 kw/hr	28 kw/hr	18 kw/hr	25 kw/hr	28 kw/hr	18 kw/hr	25 kw/hr	28 kw/hr	18 kw/hr	25 kw/hr	28 kw/hr
Electric Power *	3 Phase 380 Volts 50 Hz	3 Phase 380 Volts 50 Hz	3 Phase 380 Volts 50 Hz	3 Phase 380 Volts 50 Hz	3 Phase 380 Volts 50 Hz	3 Phase 380 Volts 50 Hz	3 Phase 380 Volts 50 Hz	3 Phase 380 Volts 50 Hz	3 Phase 380 Volts 50 Hz	3 Phase 380 Volts 50 Hz	3 Phase 380 Volts 50 Hz	3 Phase 380 Volts 50 Hz
Control Panel	Touch Screen	Touch Screen	Touch Screen	Touch Screen	Touch Screen	Touch Screen	Touch Screen	Touch Screen	Touch Screen	Touch Screen	Touch Screen	Touch Screen
Control System	PLC	PLC	PLC	PLC	PLC	PLC	PLC	PLC	PLC	PLC	PLC	PLC
Ideally Working Speed	1 m/min	1.2 m/min	1.5 m/min	1 m/min	1.2 m/min	1.5 m/min	1 m/min	1.2 m/min	1.5 m/min	1 m/min	1.2 m/min	1.5 m/min
Maximum Capacity / Day	1000 m²	1200 m²	1500 m²	1100 m²	1300 m²	1600 sqm	1250 m²	1450 m²	1750 m²	1450 m²	1650 m²	2000 m²
Button Panel	Optional	Optional	Optional	Optional	Optional	Optional	Optional	Optional	Optional	Optional	Optional	Optional
Dual Brushing Direction	✓	✓	✓	✓	✓	✓	✓	✓	✓	✓	✓	✓
Speed Controlling	✓	✓	✓	✓	✓	✓	✓	✓	✓	✓	✓	✓
Demounted Setup	Optional	Optional	Optional	Optional	Optional	Optional	Optional	Optional	Optional	Optional	Optional	Optional
Horizontal Brushing	✓	✓	✓	✓	✓	✓	✓	✓	✓	✓	✓	✓
Under Washing	✓	✓	✓	✓	✓	✓	✓	✓	✓	✓	✓	✓
Vacuum	✓	✓	✓	✓	✓	✓	✓	✓	✓	✓	✓	✓
Pressurized water	✓	✓	✓	✓	✓	✓	✓	✓	✓	✓	✓	✓
Auto Wrap	✓	✓	✓	✓	✓	✓	✓	✓	✓	✓	✓	✓
Wetting	✓	✓	✓	✓	✓	✓	✓	✓	✓	✓	✓	✓
Shampoo	✓	✓	✓	✓	✓	✓	✓	✓	✓	✓	✓	✓
Led Lighting	✓	✓	✓	✓	✓	✓	✓	✓	✓	✓	✓	✓
Sensor Control	✓	✓	✓	✓	✓	✓	✓	✓	✓	✓	✓	✓
Pre-Wash	✓	✓	✓	✓	✓	✓	✓	✓	✓	✓	✓	✓
Main Wash	✓	✓	✓	✓	✓	✓	✓	✓	✓	✓	✓	✓
Extra Wash	X	Optional	Optional	X	Optional	Optional	X	Optional	Optional	X	Optional	Optional
Extra Rinse	X	Optional	Optional	X	Optional	Optional	X	Optional	Optional	X	Optional	Optional
Certificate	CE, GOST-R	CE, GOST-R	CE, GOST-R	CE, GOST-R	CE, GOST-R	CE, GOST-R	CE, GOST-R	CE, GOST-R	CE, GOST-R	CE, GOST-R	CE, GOST-R	CE, GOST-R
Warranty	1 year	1 year	1 year	1 year	1 year	1 year	1 year	1 year	1 year	1 year	1 year	1 year
Width	315 cm	315 cm	315 cm	365 cm	365 cm	365 cm	415 cm	415 cm	415 cm	485 cm	485 cm	485 cm
Height	175 cm	175 cm	175 cm	175 cm	175 cm	175 cm	175 cm	175 cm	175 cm	175 cm	175 cm	175 cm
Depth	310 cm	375 cm	375 cm	310 cm	375 cm	375 cm	310 cm	375 cm	375 cm	310 cm	375 cm	375 cm
Weight	1700 kg	2000 kg	2250 kg	1900 kg	2200 kg	2450 kg	2100 kg	2400 kg	2650 kg	2400 kg	2700 kg	3000 kg
Transport Size (Cm)	315x240x175	315x240x175	315x240x175	365x240x175	365x240x175	365x240x175	415x240x175	415x240x175	415x240x175	485x240x175	485x240x175	485x240x175
Accessories	Carpet Transfer trolley, Water/Shampoo Tank	Carpet Transfer trolley, Water/Shampoo Tank	Carpet Transfer trolley, Water/Shampoo Tank	Carpet Transfer trolley, Water/Shampoo Tank	Carpet Transfer trolley, Water/Shampoo Tank	Carpet Transfer trolley, Water/Shampoo Tank	Carpet Transfer trolley, Water/Shampoo Tank	Carpet Transfer trolley, Water/Shampoo Tank	Carpet Transfer trolley, Water/Shampoo Tank	Carpet Transfer trolley, Water/Shampoo Tank	Carpet Transfer trolley, Water/Shampoo Tank	Carpet Transfer trolley, Water/Shampoo Tank

## ABOUT MACHINE

Approx. It takes 3 min for carries out a wetting-detergent, brushing, rubbing and washing then roller brushing, roller pressing, vacuum rinsing, bottom sweeping and automatic roll winding process on a 6 m² carpet.

The carpet washing machine offers extra capacity for firms that can wash over 250 m² of carpets per day and provides the opportunity to save on time, water and electricity.

Using X series carpet washing machine will eliminate hand washing mistakes and washing 1000 m² carpets per 8 hours daily, saving electricity consumption . More carpets with less electricity.

Conveyor belt type washing machine is also very useful in terms of laying the carpet . The dirty carpets which lays on front of the machine are supplied with detergent and water and then brushed, rubbed and also brushed from the back then rinsed with pressurized water.

By the two line of circular brushes and rolled brushes provide uninterrupted cleaning .

Washing speed in normal conditions is 1 m/min .



- \* 60 Hz can be produced depending on demand.
- Production is done in special dimensions.
- You can produce your own modular machine by reducing the features on wide-frame machines.
- In stainless steel machines, only parts that come in contact with water (profiles, pipes, brush flanges) are produced from stainless steel.
- Pipes and brush flanges are manufactured from stainless steel in galvanized machines.
- Parts are galvanized in hot dip galvanized pools. Stainless parts guarantee is up to 5 years.
- The use of bleach may cause all metals to come black.

## CARPET DUSTING MACHINE

DUSTING  
D

### QUICK BEATERS

It applies 1200 hits per minute on the back surface of the carpet and 600 hits per minute on the front surface.

### ECONOMIC

In very dirty conditions, you can accelerate the washing process by over 50% and save shampoo.

### POWERFUL VACUUM

The dust vacuuming, which applies high suction power, transfers the dust collected by the beaters to the dust bag thanks to the strong air flow.

### HIGH CAPACITY

You can easily clean 2000 m<sup>2</sup> of carpet at 8 hours of continuous work per day.



## TECHNICAL PROPERTIES

Product Code	D4025	D4030	D4035	D5042
Operating Width	250 cm	300 cm	350 cm	420 cm
Belt Length	150 cm	150 cm	150 cm	150 cm
Dusting Speed	3 m / min	3 m / min	3 m / min	3 m / min
Number Beaters	3x3	3x3	3x3	3x3
Beating Speed	1800 hit/min	1800 hit/min	1800 hit/min	1800 hit/min
Material	Steel	Steel	Steel	Steel
Electricity Consumption	4 kw/hr	4 kw/hr	5 kw/hr	6 kw/hr
Control Panel	button Panel	button Panel	button Panel	button Panel
Vacuum Flow	3000 m <sup>3</sup> /hr	3000 m <sup>3</sup> /hr	4000 m <sup>3</sup> /hr	4000 m <sup>3</sup> /hr
Front Roll Sweeper	Optional	Optional	Optional	Optional
Auto Wrap	Optional	Optional	Optional	Optional
Width	310 cm	360 cm	410 cm	480 cm
Depth	200 cm	200 cm	200 cm	200 cm
Height	120 cm	120 cm	120 cm	120 cm
Weight	1000 kg	1200 kg	1400 kg	1650 kg
Warranty	1 year	1 year	1 year	1 year

### ABOUT MACHINE

Carpet Dust remover machines are working with conveyor belt system. The carpet entering in the machine on front side getting out from rear part :-  
- Wavy  
- Vibrated  
- & The dust is collected in the vacuum bag.  
Robust chassis and strength band suitable for long working period. It was produced with great strength.

The user friendly button panel meaning comfort for you.

You can run the machine with a single worker.

With this product you can easily remove dust from 2000 m<sup>2</sup> of carpets in 8 hour of continuous working per day.



\* 60 Hz can be produced depending on demand.  
- Production is done in special dimensions.



## CARPET DUSTING MACHINE

DUSTING  
**DS**

### QUICK BEATERS

It applies 1200 hits per minute on the back surface of the carpet and 600 hits per minute on the front surface.

### ECONOMIC

In very dirty conditions, you can accelerate the washing process by over 50% and save shampoo.

### POWERFUL VACUUM

The dust vacuuming, which applies high suction power, transfers the dust collected by the beaters to the dust bag thanks to the strong air flow.

### HIGH CAPACITY

You can easily clean 2000 m<sup>2</sup> of carpet at 8 hours of continuous work per day.



## TECHNICAL PROPERTIES

Product Code	D4025S	D4030S	D4035S	D5042S
Operating Width	250 cm	300 cm	350 cm	420 cm
Belt Length	150 cm	150 cm	150 cm	150 cm
Dusting Speed	3 m / min	3 m / min	3 m / min	3 m / min
Number Beaters	3x3	3x3	3x3	3x3
Beating Speed	1800 hit/min	1800 hit/min	1800 hit/min	1800 hit/min
Material	Steel	Steel	Steel	Steel
Electricity Consumption	4 kw/hr	4 kw/hr	5 kw/hr	6 kw/hr
Control Panel	button Panel	button Panel	button Panel	button Panel
Vacuum Flow	3000 m <sup>3</sup> /hr	3000 m <sup>3</sup> /hr	4000 m <sup>3</sup> /hr	4000 m <sup>3</sup> /hr
Front Roll Sweeper	Optional	Optional	Optional	Optional
Auto Wrap	Optional	Optional	Optional	Optional
Width	310 cm	360 cm	410 cm	480 cm
Depth	200 cm	200 cm	200 cm	200 cm
Height	120 cm	120 cm	120 cm	120 cm
Weight	1000 kg	1200 kg	1400 kg	1650 kg
Warranty	1 year	1 year	1 year	1 year

### ABOUT MACHINE

Carpet Dust remover machines are working with conveyor belt system. The carpet entering in the machine on front side getting out from rear part :-

- Wavy
- Vibrated
- & The dust is collected in the vacuum bag.

Robust chassis and strength band suitable for long working period. It was produced with great strength.

The user friendly button panel meaning comfort for you.

You can run the machine with a single worker.

With this product you can easily remove dust from 3000 m<sup>2</sup> of carpets in 8 hour of continuous working per day.



\* 60 Hz can be produced depending on demand.  
- Production is done in special dimensions.

## INDUSTRIAL CLEANING TECHNOLOGIES

**EASY TO USE**  
Button Panel in front of the machine with warning lights and additional stop button at the back side of the machine for easy and quick stop.

**POWERFUL VACUUM**  
With 3000 m<sup>3</sup>/hr of suction power you can clean any carpet from dust perfectly.

**HORIZONTAL SWEEPER**  
The 4 roll brushes rotating at 1000 rpm provide a hygienic shine on the carpet surface by sweeping the dust and pile of shards.

**BACK SIDE SWEEPER**  
The bottom sweeping roller brush which rotates at 300 rpm sweeps dust adhering under the carpet.

**AUTOMATIC PERFUMING**  
With automatic perfuming, adjustable dosing and time period, you can easily perfume carpet.



**AUTOMATIC SWEEPER MACHINE**

**FLOSS PICK UP**

**P**

### TECHNICAL PROPERTIES

Product Code	P6025	P6030	P7035	P8042
Operating Width	2.5 m	3 m	3.5 m	4.2 m
Roll Sweeper	4 pcs	4 pcs	4 pcs	4 pcs
Vacuum	4000 m <sup>3</sup> /hr	4000 m <sup>3</sup> /hr	4000 m <sup>3</sup> /hr	4000 m <sup>3</sup> /hr
Speed	6 m/min	6 m/min	6 m/min	6 m/min
Electricity Consumption *	6 kw/hr	6 kw/hr	7 kw/hr	8 kw/hr
Under Brushing	✓	✓	✓	✓
Led Lighting	✓	✓	✓	✓
Carpet Wrapping	✓	✓	✓	✓
Electric Power *	3 Phase 380 Volts 50 Hz	3 Phase 380 Volts 50 Hz	3 Phase 380 Volts 50 Hz	3 Phase 380 Volts 50 Hz
Perfuming	✓	✓	✓	✓
Width	310 cm	360 cm	410 cm	480 cm
Length	170 cm	170 cm	170 cm	170 cm
Height	150 cm	150 cm	150 cm	150 cm
Accessories	Roll Bag Hanger, Carpet Reservoir	Roll Bag Hanger, Carpet Reservoir	Roll Bag Hanger, Carpet Reservoir	Roll Bag Hanger, Carpet Reservoir
Weight	1200 kg	1400 kg	1750 kg	2000 kg
Warranty	1 year	1 year	1 year	1 year

\* 60 Hz can be produced depending on demand.  
- Production is done in special dimensions.

### ABOUT MACHINE

Carpet sweeping and packaging machine works with conveyor belt system.

The carpet coming from dryer and put on front of the machine.

Over and Over Brushed, Vacuumed, brushed from bottom and rolled up in a wrapped form suitable for packing.


Robust chassis and strength band suitable for long working period, it was produced with great strength.

The user friendly button panel meaning comfort for you.

You can run the machine with a single worker.

With this product you can easily sweep & pack 200 m<sup>2</sup> of carpets in 1 hour of continuous working.





#### ROBUST BODY

The long-life, sturdy galvanized body has been produced to work for many years.

#### ERGONOMIC DESIGN

The most working machine in carpet washing system is carpet wringing machine. This product stands out with its ease of use and comfort.

#### AUTOMATIC LOCK

Locking the door with the pneumatic lock is more reliable and more comfortable. It speeds up your work.

#### HIGH CAPACITY

Just 90 Second and your carpet will be dry .

**CARPET WRINGING CENTRIFUGE**

**COMFORT**

**G**



## TECHNICAL PROPERTIES

Product Code	G1427	G1032	G1035	G1042
Operating Width	270 cm	320 cm	350 cm	420 cm
Material	Painted + Galvanized Steel	Painted + Galvanized Steel	Painted + Galvanized Steel	Painted + Galvanized Steel
Drum Material	Stainless Steel	Stainless Steel	Stainless Steel	Stainless Steel
Suspension System	Air Spring	Air Spring	Air Spring	Air Spring
Drum Diameter	397 mm	477 mm	477 mm	477 mm
Drum Speed	1420 RPM	1000 RPM	1000 RPM	1000 RPM
Electricity Consumption	4 kw / h	5.5 kW / h	7.5 kW / h	10 kW / h
Electric Power Supply *	3 Phase 380 Volts 50 Hz	3 Phase 380 Volts 50 Hz	3 Phase 380 Volts 50 Hz	3 Phase 380 Volts 50 Hz
Control Board	Button Panel	Button Panel	Button Panel	Button Panel
Ideally Runtime	90 sec	90 sec	90 sec	90 sec
Brake System	✓	✓	✓	✓
Speed Control	✓	✓	✓	✓
Soft Starter	✓	✓	✓	✓
Capacity	270x1000cm	320x1200cm	350x1200cm	420x1200cm
Certificate	CE, GOST-R	CE, GOST-R	CE, GOST-R	CE, GOST-R
Warranty	1 Year	1 Year	1 Year	1 Year
Width	125 cm	125 cm	125 cm	125 cm
Height	140 cm	140 cm	140 cm	140 cm
Depth	320 cm	370 cm	420 cm	490 cm
Weight	850 kg	900 kg	1050 kg	1200 kg
Accessories	Carpet Transfer Trolley	Carpet Transfer Trolley	Carpet Transfer Trolley	Carpet Transfer Trolley

\* 60 Hz can be produced depending on demand.

- Production is done in special dimensions.

- Galvanized machines are galvanized in hot galvanized pools. Stainless parts guarantee is up to 5 years.

### ABOUT MACHINE

Carpet wringing machines are squeezing the carpet with the centrifugal technology. The rolled carpet is dried 95% of the machine in about 90 seconds. Professional carpet washing is not possible without this product which also carries out remaining dirty water from the carpet.

Thanks to its mechanical braking capability, it performs twice as much as normal carpet spinning machines.

Also the most obvious difference from other products is that the locking system is very practical. The front and back chassis produced from hot-dip galvanized steel are ideal for healthy use for many years.

With the central water drainage system, you can direct the water directly to places without getting wet.

With this product, you can comfortably squeeze 200 m<sup>2</sup> of carpet as a result of continuous working for 2 hours a day.



## ROBUST COVER

The flap mechanism, which is the most vital part in carpet wringing machines, is produced from spheroidal casting material and since 2008 it is the most admired product of the sector.

## ECONOMIC

The T series carpet spinning machine, which is economical compared to the G series at an appropriate height for automatic machines, is also more economical with electricity consumption.

## EASY LOCK

You can make the carpet ready for drying by locking the cover mechanism with one action.

## HIGH CAPACITY

Just 90 Second and your carpet will be dry .

## CARPET WRINGING CENTRIFUGE

## TABLE T



## TECHNICAL PROPERTIES

Product Code	T1326	T1327	T1032	T1035	T1042
Operating Width	257 cm	270 cm	320 cm	350 cm	420 cm
Material	Painted Steel	Painted Steel	Painted Steel	Painted Steel	Painted Steel
Drum Material	Stainless Steel	Stainless Steel	Stainless Steel	Stainless Steel	Stainless Steel
Suspension System	Air Spring	Air Spring	Air Spring	Air Spring	Air Spring
Drum Diameter	355 mm	397 mm	477 mm	477 mm	477 mm
Drum Speed	1300 RPM	1300 RPM	1000 RPM	1000 RPM	1000 RPM
Electricity Consumption	4 kw / h	4 kw / h	5.5 kW / h	7.5 kW / h	10 kW / h
Electric Power Supply *	3 Phase 380 Volts 50 Hz	3 Phase 380 Volts 50 Hz	3 Phase 380 Volts 50 Hz	3 Phase 380 Volts 50 Hz	3 Phase 380 Volts 50 Hz
Control Board	Button Panel	Button Panel	Button Panel	Button Panel	Button Panel
Ideally Runtime	180 sec	180 sec	150 sec	150 sec	150 sec
Brake System	Optional	Optional	Optional	Optional	Optional
Speed Control	Optional	Optional	Optional	Optional	Optional
Soft Starter	Optional	Optional	Optional	Optional	Optional
Capacity	250x800 cm	270x1000cm	320x1200cm	350x1200cm	420x1200cm
Certificate	CE, GOST-R	CE, GOST-R	CE, GOST-R	CE, GOST-R	CE, GOST-R
Warranty	1 year	1 year	1 year	1 year	1 year
Width	120 cm	120 cm	120 cm	120 cm	120 cm
Height	130 cm	130 cm	135 cm	135 cm	135 cm
Depth	290 cm	300 cm	310 cm	370 cm	440 cm
Weight	450 kg	500 kg	800 kg	850 kg	950 kg
Accessories	Carpet Transfer Trolley	Carpet Transfer Trolley	Carpet Transfer Trolley	Carpet Transfer Trolley	Carpet Transfer Trolley

## WASHING OPERATIONS

Carpet wringing machines are squeezing the carpet with the centrifugal technology.

The rolled carpet is dried in 95% of the machine in about 90 seconds. Professional carpet washing is not possible without this product which also carries out remaining dirty water from the carpet.

Also the most obvious difference from other products is that the locking system is very practical. With the central water drainage system, you can drain the water directly to sink without getting wet. With this product you can easily squeeze 150 m<sup>2</sup> of carpet as a result of continuous working for 2 hours a day.

\* 60 Hz can be produced depending on demand.

- Production is done in special dimensions.

- Galvanized machines are galvanized in hot galvanized pools. Stainless parts guarantee is up to 5 years.



## CARPET WRINGING CENTRIFUGE

CROCODILE

C

### ROBUST COVER

The flap mechanism, which is the most vital part in carpet wringing machines, is produced from spheroidal casting material and since 2008 it is the most admired product of the sector.

### ECONOMIC

The C series carpet wringing machine, which is produced for old style washing machines, is more economical with its cost and electricity consumption.

### EASY LOCK

You can make the carpet ready for drying by locking the cover mechanism with one action.

### HIGH CAPACITY

With 150 m<sup>2</sup> carpet-tightening capacity in 2 hours, suitable for small working place.



## TECHNICAL PROPERTIES

Product Code	C1326	C1327	C1032	C1035	C1042
Operating Width	257 cm	270 cm	320 cm	350 cm	420 cm
Material	Painted Steel	Painted Steel	Painted Steel	Painted Steel	Painted Steel
Drum Material	Stainless Steel	Stainless Steel	Stainless Steel	Stainless Steel	Stainless Steel
Suspension System	Air Spring	Air Spring	Air Spring	Air Spring	Air Spring
Drum Diameter	355 mm	397 mm	477 mm	477 mm	477 mm
Drum Speed	1300 RPM	1300 RPM	1000 RPM	1000 RPM	1000 RPM
Electricity Consumption	4 kw / h	4 kw / h	5.5 kW / h	7.5 kW / h	10 kW / h
Electric Power Supply *	3 Phase 380 Volts 50 Hz	3 Phase 380 Volts 50 Hz	3 Phase 380 Volts 50 Hz	3 Phase 380 Volts 50 Hz	3 Phase 380 Volts 50 Hz
Control Board	Button Panel	Button Panel	Button Panel	Button Panel	Button Panel
Ideally Runtime	180 sec	180 sec	150 sec	150 sec	150 sec
Brake System	Optional	Optional	Optional	Optional	Optional
Speed Control	Optional	Optional	Optional	Optional	Optional
Soft Starter	Optional	Optional	Optional	Optional	Optional
Capacity	250x800 cm	270x1000cm	320x1200cm	350x1200cm	420x1200cm
Certificate	CE, GOST-R	CE, GOST-R	CE, GOST-R	CE, GOST-R	CE, GOST-R
Warranty	1 year	1 year	1 year	1 year	1 year
Width	120 cm	120 cm	120 cm	120 cm	120 cm
Height	90 cm	90 cm	100 cm	100 cm	100 cm
Length	290 cm	300 cm	340 cm	370 cm	440 cm
Weight	400 kg	450 kg	750 kg	800 kg	900 kg
Accessories	Carpet Transfer Trolley	Carpet Transfer Trolley	Carpet Transfer Trolley	Carpet Transfer Trolley	Carpet Transfer Trolley

\* 60 Hz can be produced depending on demand.

- Production is done in special dimensions.

- Galvanized machines are galvanized in hot galvanized pools. Stainless parts guarantee is up to 5 years.

## WASHING OPERATIONS


C series carpet wringing machine produced by the centrifugal technology produced in order to provide ease of use to the carpet washing companies that working with old washing type in small place.

The rolled carpet is dried in 95% of the machine in about 90 seconds. Professional carpet washing is not possible without this product which also carries out remaining dirty water from the carpet.

Also the most obvious difference from other products is that the locking system is very practical. With the central water drainage system, you can drain the water directly to sink without getting wet. With this product you can easily squeeze 150 m<sup>2</sup> of carpet as a result of continuous working for 2 hours a day.



## INDUSTRIAL CLEANING TECHNOLOGIES





# GarMak®

*Always one step ahead..!*

## VISION

In the 40th year of our establishment, we aim to be the No. 1 manufacturer of industrial cleaning machines in Turkey and in the 50th year we aim to be the most preferred brand in the sector.

## MISSION

Our client is our parental authority and our most important asset is our human resource. It is unchallenged to adhere to superior ethics and honest working principles.



## MART 2019

Istanbul Pullman Hotel  
Carpet Washing Summit



*For a c*



*lean and healthy future.*

*Always one step ahead..!*

Dumlupınar Mah. Alize Cad. No:5A/1 Nilüfer / BURSA

T.+90 (224) 346 05 95 F. +90 (224) 346 05 96

info@gar-mak.com | www.gar-mak.com